


# CABINET 700mm DEEP



 This 700 mm cabinet range is modular to the Brayco 700 mm deep sinks and splashbacks.

## 700 SERIES CABINET

### Overall Dimensions:

1600 (w) x 700 (d) x 900 mm (h)

### Shipping Dimensions:

1600 (w) x 700 (d) x 900 mm (h)

**Shipping Weight:** 81.2 kg

### Material:


Top:

1 mm 304 grade stainless steel

Door / Side / Internal:

0.8 mm 430 grade stainless steel

**PRODUCT CODE:** CAB16070

 Brayco Stainless Steel is made from 95% recycled materials

### FEATURES AND BENEFITS

- High Grade Stainless Steel.

- Castors or Feet:

Choose from adjustable feet or lockable castors.



- **Extra Strong:** Legs and castors are attached by a thick steel plate with 4 bolts. Incredibly sturdy.

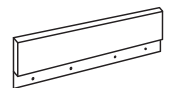
- **Sliding Doors:** 2 sliding doors offer plenty of storage.

- **Internal Shelf:** Height adjustable.

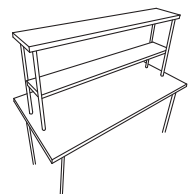
- **Supplied Fully Assembled:** Simply attach feet/castors. No extra cost.

### ADDITIONAL ITEMS

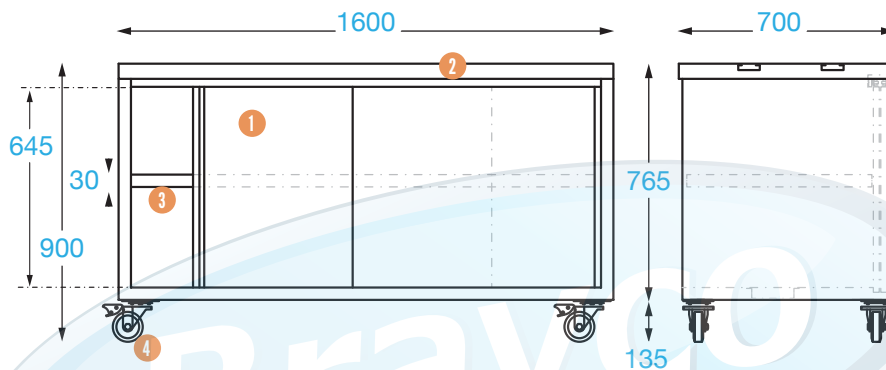
- **Splashback Extension:** Fix to the back and/or side of your cabinet.




- **Overshelves:** 2 tier overshelves sit on top of bench.



FRONT




TOP



### COMPONENTS

- |          |                            |  |
|----------|----------------------------|--|
| <b>1</b> | Sliding doors              | Top mounted ball-bearing stainless runners     |
| <b>2</b> | Working Surface            | Double skinned solid core construction         |
| <b>3</b> | Inner shelf                | 0.8 mm (height adjustable)                     |
| <b>4</b> | Adjustable feet<br>Castors | Adjustable up to 55 mm<br>4 x lockable castors |

 It is important that your stainless steel is kept clean to extend the lifetime of the product.



Brisbane • Sydney • Melbourne • Hobart • Adelaide • Perth • Auckland  
For more info please contact your nearest Brayco Branch 1300 272 926 | [brayco.com.au](http://brayco.com.au)