


CABINET 700mm DEEP



 This 700 mm cabinet range is modular to the Brayco 700 mm deep sinks and splashbacks.

700 SERIES CABINET

Overall Dimensions:

1800 (w) x 700 (d) x 900 mm (h)

Shipping Dimensions:

1800 (w) x 700 (d) x 900 mm (h)

Shipping Weight: 88.7 kg

Material:


Top:

1 mm 304 grade stainless steel


Door / Side / Internal:

0.8 mm 430 grade stainless steel


PRODUCT CODE: CAB18070

 Brayco Stainless Steel is made from 95% recycled materials

FEATURES AND BENEFITS

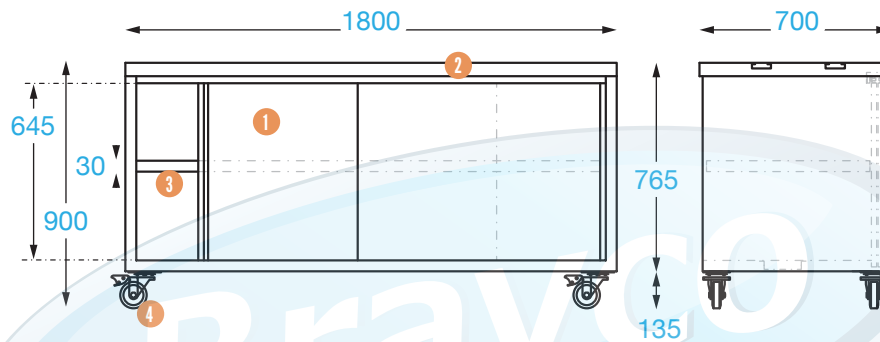
- High Grade Stainless Steel.
 - Castors or Feet:
Choose from adjustable feet or lockable castors.
- 
- Extra Strong: Legs and castors are attached by a thick steel plate with 4 bolts. Incredibly sturdy.
 - Sliding Doors: 2 sliding doors offer plenty of storage.
 - Internal Shelf: Height adjustable.
 - Supplied Fully Assembled: Simply attach feet/castors. No extra cost.

ADDITIONAL ITEMS


- **Splashback Extension:** Fix to the back and/or side of your cabinet.
 - **Overshelves:** 2 tier overshelves sit on top of bench.
- 

FRONT






SIDE




TOP



COMPONENTS

- | | |
|---|--|
|  Sliding doors | Top mounted ball-bearing stainless runners |
|  Working Surface | Double skinned solid core construction |
|  Inner shelf | 0.8 mm (height adjustable) |
|  Adjustable feet | Adjustable up to 55 mm |
|  Castors | 4 x lockable castors |

 It is important that your stainless steel is kept clean to extend the lifetime of the product.



Brisbane • Sydney • Melbourne • Hobart • Adelaide • Perth • Auckland
For more info please contact your nearest Brayco Branch 1300 272 926 | brayco.com.au