

3 DRAWER CABINET 610mm DEEP



610 SERIES DRAWER CABINET

Overall Dimensions:

600 (w) x 610 (d) x 900 mm (h)

Shipping Dimensions:

600 (w) x 610 (d) x 900 mm (h)

Shipping Weight: 47.5 kg

Material:

Top: 1 mm 304 grade stainless steel

Door / Side / Internal:

0.8 mm 430 grade stainless steel



This 610 mm cabinet range is modular to the Brayco 610 mm deep sinks, splashbacks and benches.

PRODUCT CODE: CABDRAW3



Brayco Stainless Steel is made from 95% recycled materials

FEATURES AND BENEFITS

- High Grade Stainless Steel.

- Castors or Feet:

Choose from adjustable feet or lockable castors.



- **Construction:** Our units are fully stainless steel. Very sturdy.

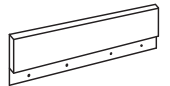
- **Spacious:** 3 deep drawers can hold everything you need.

- **Solid runners:** The drawers are mounted on strong solid runners.

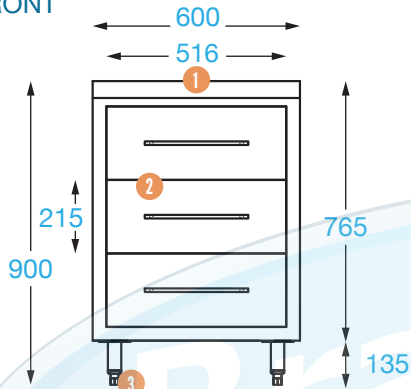
- **Supplied Fully Assembled:** Simply attach feet/castors. No extra cost.

ADDITIONAL ITEMS

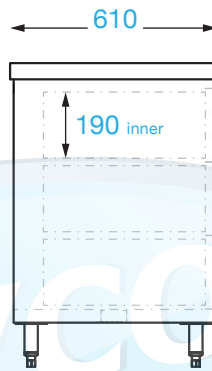
- **Splashback Extension:** Fix to the back and/or side of your cabinet.



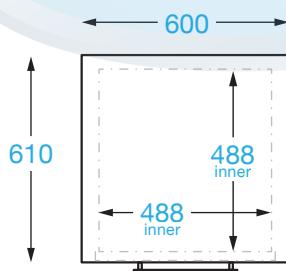
FRONT



SIDE



TOP



COMPONENTS

- 1 Working Surface Double skinned solid core construction
- 2 Drawers 3 (Internal: 488 x 488 x 190 mm)
- Runners Heavy duty
- 3 Adjustable feet up to 55 mm (standard)
- Castors 4 x lockable castors (optional)



It is important that your stainless steel is kept clean to extend the lifetime of the product.



Brisbane • Sydney • Melbourne • Hobart • Adelaide • Perth • Auckland
 For more info please contact your nearest Brayco Branch 1300 272 926 | brayco.com.au